


HRM2

POWER RELAY

Features

- General purpose power relay
Dimensions: 29.0×12.6×20.8(mm)
- Contact: 1 Form A, 1 Form C
- Dielectric strength of 4000V
between coil and contacts
- 16A contact current
- Creepage distance: 8mm

Safety Approval**Relay Picture****ORDERING INFORMATION****HRM2** [H] - [S] - [DC12V] - [A]

Model	Coil Power	Enclosure	Coil Voltage	Contact Form
	H-High Sensitivity (540mW) Blank-Standard (720mW)	S - Plastic Sealed Type	DC3V, DC5V, DC6V, DC9V DC12V, DC24V, DC48V	A - 1 Form A C - 1 Form C

SPECIFICATION**CONTACT DATA**

Contact Form	1 Form A, 1 Form C	
Contact Material	Ag Alloy	
Contact Rating	Resistive: 16A 250VAC/30VDC TV Rating: TV-8 125VAC Inductive: 8A 250VAC/30VDC (COSΦ=0.4, L/R=7ms)	
Contact Resistance	Max. 100mΩ (6VDC 1A)	
Load	Max. Switching Voltage	250VAC/30VDC
	Max. Switching Current	16A
	Max. Switching Power	4,000VA, 480W
	Min. Switching Load	5VDC, 100mA
Life	Electrical	100,000 operations
	Mechanical	10,000,000 operations

COIL DATA

Nominal Coil Power	540mW, 720mW
--------------------	--------------

GENERAL DATA

Insulation Resistance	Min. 1000MΩ 500VDC	
Dielectric Strength	Between open contacts	1,000VAC, 1min
	Between coil and contacts	4,000VAC, 1min
Operate Time	Max. 15ms	
Release Time	Max. 8ms	
Operating Temperature	-30~+55°C (720mW)	
	-30~+70°C (540mW)	
Humidity	35~95%RH, +40°C	
Shock Resistance	Endurance	1,000m/s ²
	Misoperation	100m/s ²
Vibration Resistance	Endurance	10~55Hz, 1.5mm double amplitude
	Misoperation	10~55Hz, 1.5mm double amplitude
Weight	Approximately 13.0g	

Note: Data shown are of initial value

SAFETY APPROVAL

File Number	Contact Form	Power Consumption	Coil Voltage	Contact Rating	Remarks
TUV 50116140-001	A	0.72W/0.54W	3 - 48VDC	16A 250VAC	Ambient Temperature: 85°C
	C	0.72W/0.54W	3 - 48VDC	NO/NC: 16A/10A 250VAC	Ambient Temperature: 85°C

ISO9001、IATF16949、ISO14001 Approved

SAFETY APPROVAL

File Number	Contact Form	Power Consumption	Coil Voltage	Contact Rating	Remarks
UL E164730	A/C	0.72W/0.54W	3 - 48VDC	16A 120VAC	Ambient Temperature: 40°C
CQC09002035018 (GB/T 21711.1-2008)	A	0.72W/0.54W	3 - 48VDC	16A 250VAC	Ambient Temperature: 85°C
	C	0.72W/0.54W	3 - 48VDC	NO/NC: 16A/10A 250VAC	Ambient Temperature: 85°C

Specifications subject to change without notice

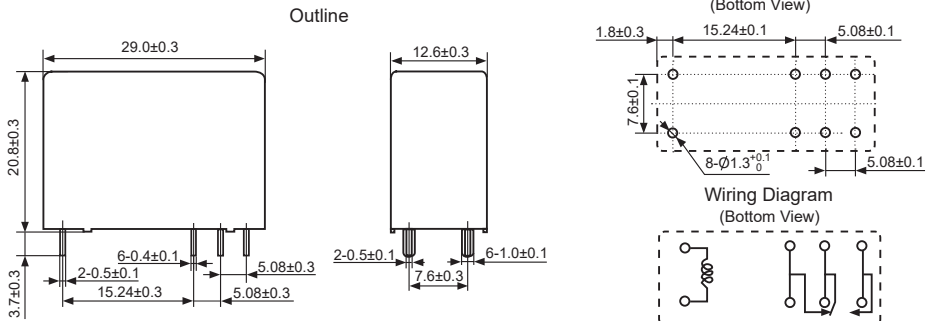
COIL DATA

Ambient Temperature: 23°C

Model	Nominal Voltage VDC	Coil Resistance Ω +/- 10%	Operate Voltage \leq VDC	Release Voltage \geq VDC	Coil Power mW
HRM2-S-DC3V	3	12.5	2.25	0.3	720
HRM2-S-DC5V	5	35	3.75	0.5	
HRM2-S-DC6V	6	50	4.50	0.6	
HRM2-S-DC9V	9	112.5	6.75	0.9	
HRM2-S-DC12V	12	200	9.0	1.2	
HRM2-S-DC24V	24	800	18.0	2.4	
HRM2-S-DC48V	48	3200	36.0	4.8	
HRM2H-S-DC3V	3	17	2.25	0.3	540
HRM2H-S-DC5V	5	46	3.75	0.5	
HRM2H-S-DC6V	6	67	4.50	0.6	
HRM2H-S-DC9V	9	150	6.75	0.9	
HRM2H-S-DC12V	12	267	9.0	1.2	
HRM2H-S-DC24V	24	1067	18.0	2.4	
HRM2H-S-DC48V	48	4267	36.0	4.8	

OUTLINE, WIRING DIAGRAM, MOUNTING HOLE LAYOUT (UNIT: mm)

1 Form C

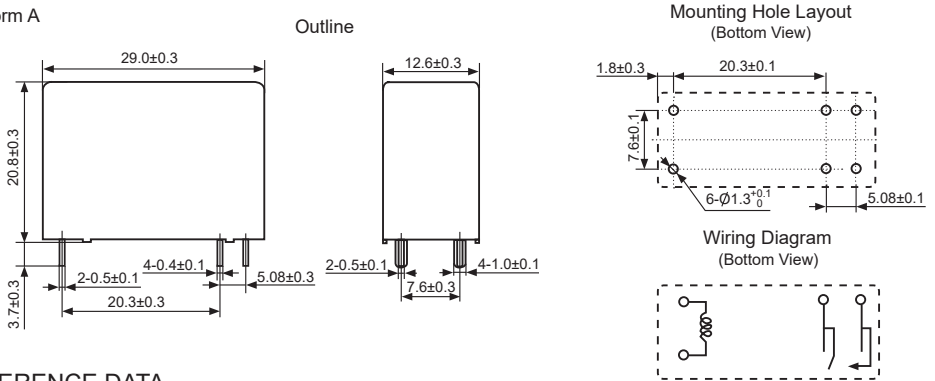


HRM2

POWER RELAY

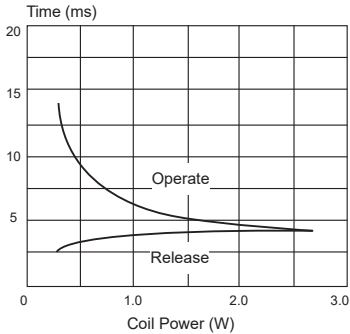
OUTLINE, WIRING DIAGRAM, MOUNTING HOLE LAYOUT (UNIT: mm)

1 Form A

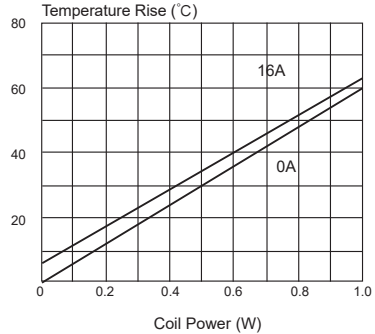


REFERENCE DATA

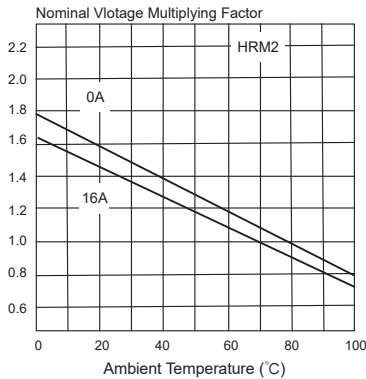
Time Curve



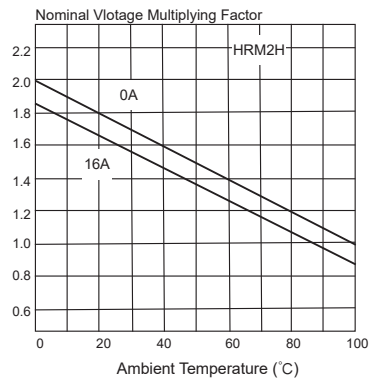
Coil Temperature Rise



Operating Range



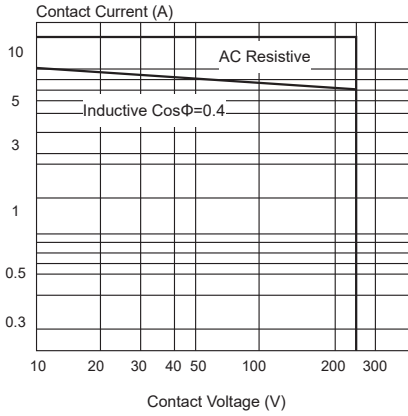
Operating Range



ISO9001, IATF16949, ISO14001 Approved

REFERENCE DATA

Maximum Switching Power



Life Curves

