


POS-100-C series

100W Constant Voltage Low Profile Enclosed Switching Power Supply



■ Features:

- Constant voltage design
- Universal AC input range
- Protections: Short circuit / Overload / Over voltage
- Cooling by free air convection



Ⓢ ELECTRICAL SPECIFICATION

MODEL	POS-100-5-C	POS-100-12-C	POS-100-24-C
OUTPUT			
Rated Voltage	5V	12V	24V
Voltage Adjustment	4.5 ÷ 4.5V	10.0 ÷ 13.5V	21.5 ÷ 26.5V
Rated Current	18A	8.5A	4.5A
Current Range	0 ÷ 18A	0 ÷ 8.5A	0 ÷ 4.5A
Rated Power	90W	102W	108W
Line Regulation	± 1%	± 1%	± 0.5%
Load Regulation	± 1%	± 1%	± 0.5%
Voltage Tolerance [3]	± 1%	± 1%	± 1%
Ripple & Noise (max.) [2]	100mV _{p-p}	150mV _{p-p}	350mV _{p-p}
Setup, Rise Time, at full load [4]	500ms, 30ms / 230VAC		2000ms, 40ms / 230VAC
Hold up Time (typ.)	30ms / 230VAC at full load		
INPUT			
Voltage Range	90 ÷ 264VAC		
Frequency Range	47 ÷ 63Hz		
Power Factor (typ.)	PF > 0.6 / 230VAC at full load		
Efficiency (typ.)	86%	88%	87%
AC current (typ.)	1.2A /230VAC		
Inrush current (max.)	50A / 230VAC(25°C)		
No Load Power Consumption (max.)	0.3W	0.3W	0.4W
PROTECTIONS			
Over Current	Range: 110 ÷ 150%		
	Type: hiccup mode. Recovers automatically after fault condition is removed.		
Short Circuit	Type: hiccup mode. Recovers automatically after fault condition is removed.		
Over Voltage	Range: 120 ÷ 145%		
	Type: shut down output voltage. Recovers automatically after fault condition is removed.		
WORKING ENVIRONMENT			
Working Temperature	-20°C ÷ +70°C		
Working Humidity	20 ÷ 90% RH non-condensing		
Storage Temperature and Humidity	-20°C ÷ +90°C, 10 ÷ 95% RH non-condensing		

POS-100-C series

100W Constant Voltage Low Profile Enclosed Switching Power Supply



SAFETY AND EMC REGULATIONS

Safety Standards	Compliance to EN60950-1
Withstand Voltage	IN/OUT: 1.5kVAC; IN/GND: 1.5kVAC; OUT/GND: 500VAC
EMC Emission	Compliance to EN55032, EN61000-3-2, EN61000-3-3
EMC Immunity	Compliance to EN55024

OTHERS

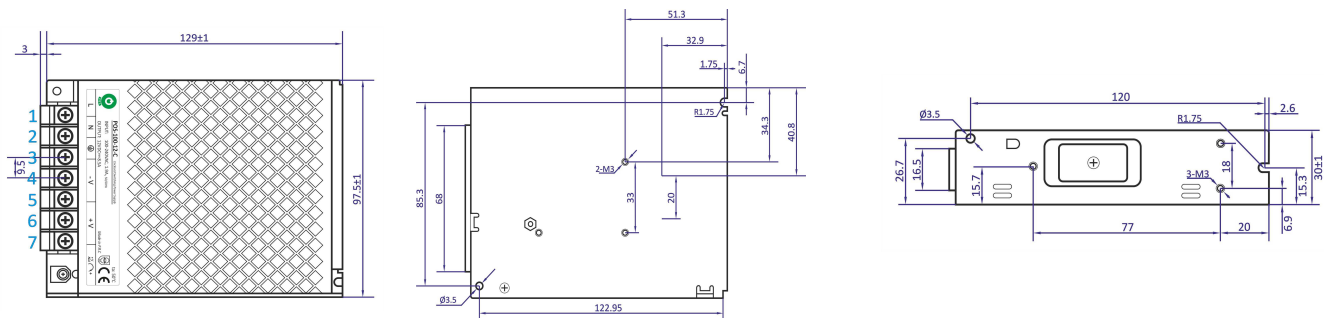
Dimensions	129 x 97.5 x 30mm (L x W x H)
Weight	0.38kg; 40pcs./ctn; ctn weight and dimensions: 15kg; 39 x 29.8 x 22.8cm

EAN Code



1. All parameters NOT specially mentioned are measured at 230VAC input, rated load and 25°C of ambient temperature.
2. Ripple & noise are measured at 20MHz of bandwidth by using a 12" twisted pair-wire terminated with a 0.1μF i 47μF parallel capacitor.
3. Tolerance includes set up tolerance, line regulation and load regulation.
4. Setup and rise time is measured from 0 to 90% rated output voltage.
5. Power supply is considered as component not indented to apply by end-user. Power supply meets safety and EMC standards however the final equipment with power supply must be re-quality to comply with EMC Directives.

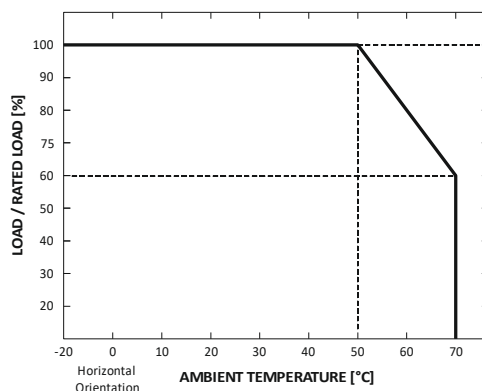
MECHANICAL SPECIFICATION



PIN ASSIGNMENT

No.	Assignment	No.	Assignment
1	Input: AC/N	4,5	Output: U _{OUT} -
2	Input: AC/L	6,7	Output: U _{OUT} +
3	GND	SVR2, RV1	Output voltage adjustment

DERATING CURVE



STATIC CHARACTERISTIC

