


PHILIPS

Fortimo

LED system

Strip 0.5 ft
550 lm 9x1R HV3



Datasheet


Fortimo LED Strip Gen3

Fortimo LED Strip systems are ideal for use in designer or miniaturized, slim linear luminaires for architectural applications, which were not previously possible with fluorescent lighting or Fortimo LED Line.

Key features and benefits

- State-of-the-art LED module efficiency of up to 165 lm/W
- Long life-time: >50,000 hours
- High color rendering (CRI >80 and >90)
- Excellent color consistency of 3 SDCM
- Variety of color temperatures (3000 K, 4000 K and 5000 K)
- Two lumen packages: 650 lm and 1100 lm per foot
- Tunable lumen output, efficacy and lifetime
- Wide case temperature (Tc) range from -40 °C to +80 °C
- Push-in connectors enabling automated wiring
- Five year system warranty

Suitable for:



October 2015



Ordering data

Commercial product name	EOC	12NC	Box quantity
Fortimo LED Strip 0.5ft 550lm 940 1R HV3	8718696 531716 00	9290 009 96506	56

Drive currents and case temperatures

Parameter	Nominal *	Life**	Max***	Unit
I (current through the LED module)	370	390	450	mA
Tc (case temperature at Tc point)	45	70	80	°C

* Nominal value at which typical performance is specified.

** Value at which lifetime L70B50 \geq 50,000 hour is specified.

*** Maximum value for safe operations; do not operate above this value.

Optical characteristics - table per color (CCT)

Fortimo LED Strip 0.5ft 550lm 940 1R HV3

Parameter	Min	Typ	Max	Unit
Correlated color temperature (CCT)		4000		K
Color coordinates (CIEx, CIEy)*		(0.3819, 0.3774)		-
CRI**	90			-
Radiation angle		120		deg

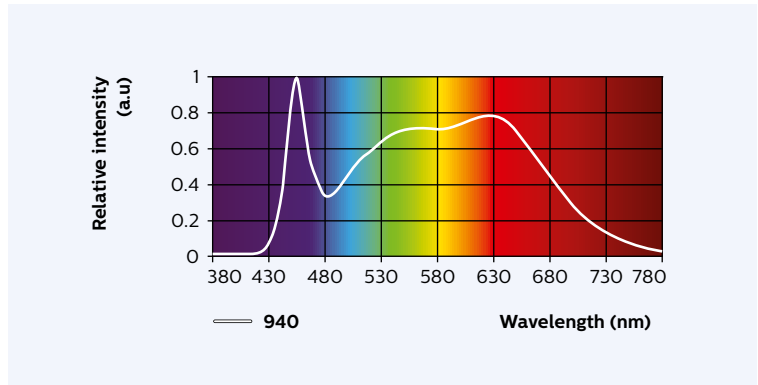
Color consistency of 3 SDCM, averaged over the module.

Operation point	940	lm	lm/W
80% I-nom 296 mA	Tc 25 °C	466	135
	Tc-nom 45 °C	455	133
	Tc-life 70 °C	443	131
I-nom 370 mA	Tc 25 °C	564	130
	Tc-nom 45 °C	550	128
	Tc-life 70 °C	535	126
I-life 390 mA	Tc 25 °C	585	128
	Tc-nom 45 °C	571	126
	Tc-life 70 °C	555	124

Tolerance for flux data is $\pm 7.5\%$.
Tolerance for efficacy data is $\pm 10\%$.

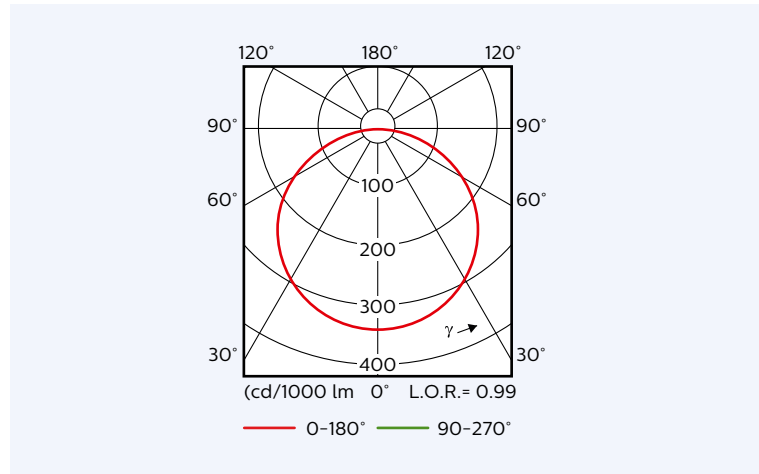
Measurement tolerance is $\pm 2.5\%$ for the flux data and
5% for the efficacy data.

* Measurement tolerance is ± 0.004
** Measurement tolerance is ± 1



Beam shape

The Philips Fortimo LED module generates a Lambertian beam shape, which is a pragmatic starting point for OEMs wishing to design secondary optics.



Electrical characteristics

Parameter	Min	Typ	Max	Unit
Nominal current		370		mA
Forward voltage	11.2	11.5	11.9	V
Power consumption	4.1	4.3	4.4	W
Energy efficiency label		A++		
Minimum dimming for performance	10			%
Number of modules per chain			24	
Bins			N/A	

Specifications stated at Tc-nom and I-nom.

Performance over life

Lumen maintenance

Operation point	Time x 1000 hours	L70			L80			L90		
		B50	B20	B10	B50	B20	B10	B50	B20	B10
80% I-nom 296 mA	Tc 25 °C	>50	>50	>50	>50	>50	>50	>50	>50	>50
	Tc-nom 45 °C	>50	>50	>50	>50	>50	>50	>50	>50	>50
	Tc-life 70 °C	>50	>50	>50	>50	>50	>50	39	38	38
I-nom 370 mA	Tc 25 °C	>50	>50	>50	>50	>50	>50	>50	>50	>50
	Tc-nom 45 °C	>50	>50	>50	>50	>50	>50	>50	>50	>50
	Tc-life 70 °C	>50	>50	>50	>50	>50	>50	38	37	37
I-life 390 mA	Tc 25 °C	>50	>50	>50	>50	>50	>50	>50	>50	>50
	Tc-nom 45 °C	>50	>50	>50	>50	>50	>50	>50	>50	>50
	Tc-life 70 °C	>50	>50	>50	>50	>50	>50	36	35	35

Values in the table are based on available LM80 LED data (8000 h). Lumen maintenance will be updated once additional measurement data becomes available. >48k hours claim is based on extrapolating raw LM80-data to lower temperatures and currents by using statistical techniques.

Parameter	Min	Typ	Max	Unit
$\Delta u'v'$ at 6000 hours			0.007	-

Specifications stated while Tc < Tc-life and I < I-life.

Absolute maximum ratings

Parameter	Min	Typ	Max	Unit
Current through the LED module (I-max)			450	mA
Case temperature (Tc-max)			80	°C
Power rated at U-max and I-max			5.6	W
ESD (direct contact)			8	kV
ESD (air)			15	kV
Working voltage (between input to metal mounting plate)			420	Vdc
Voltage strength (Input to metal mounting plate)			1940	Vac
Ambient temperature	-40			°C

Wiring

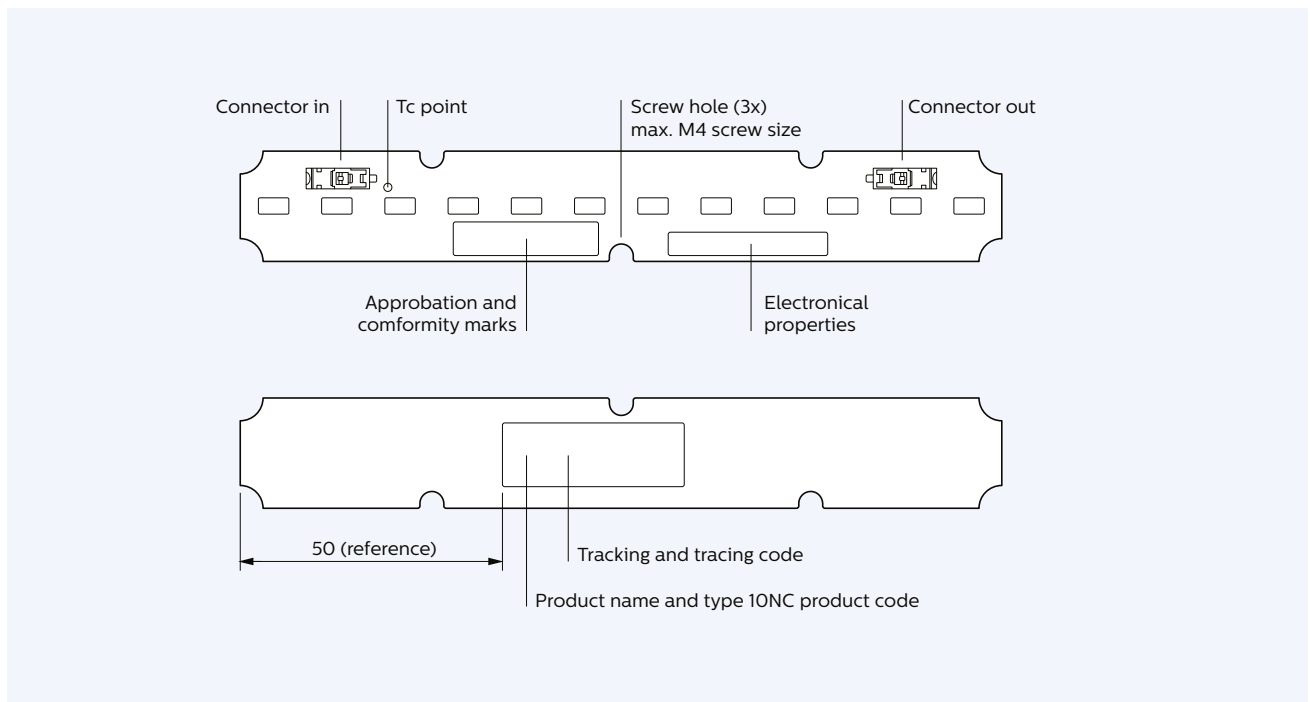
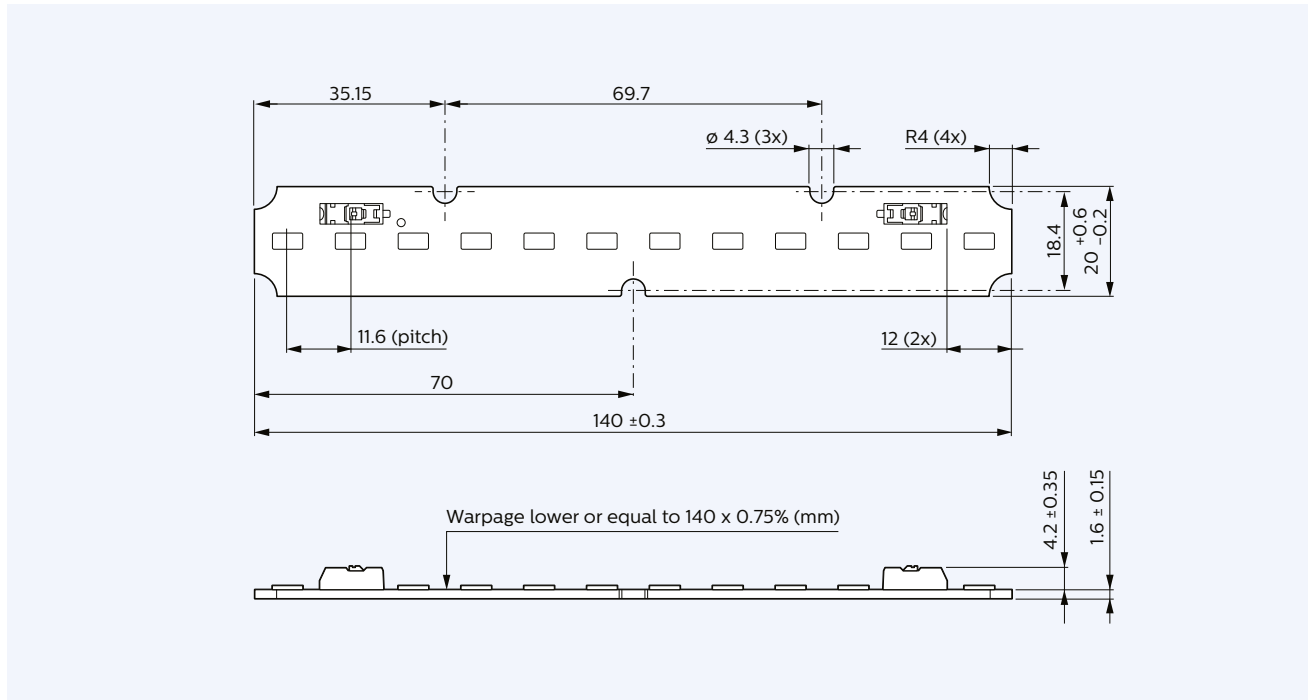
Specification item	Value	Unit	Condition
Input wire cross-section	0.2...0.8	mm ²	Solid
	18...24	AWG	
	0.45..0.7	mm ²	Stranded
Input wire strip length	20..22	AWG	
	7.5..8.5	mm	
Tested cable length for EMC	4000	mm	Total length of wiring including LED modules, one way. For longer lengths we advise to repeat EMC test.

Connector suited for robot wiring.

Mechanical characteristics

Parameter	Min	Typ	Max	Unit
Length	139.7	140,0	140.3	mm
Width	19.8	20,0	20.6	mm
Height excl. connector	1.5	1.6	1.8	mm
Height incl. connector	3.9	4.2	4.6	mm
Warpage (IPC-TM-650)			1,1	mm

Note: Bow & Twist of the PCB after production tested and released according IPC-TM-650 2.4.22



Application information

Compliance and approval

IEC / EN 62031, IEC / EN 62471

Photobiological safety

Risk group: Risk Group 1

Environmental

RoHS / REACH

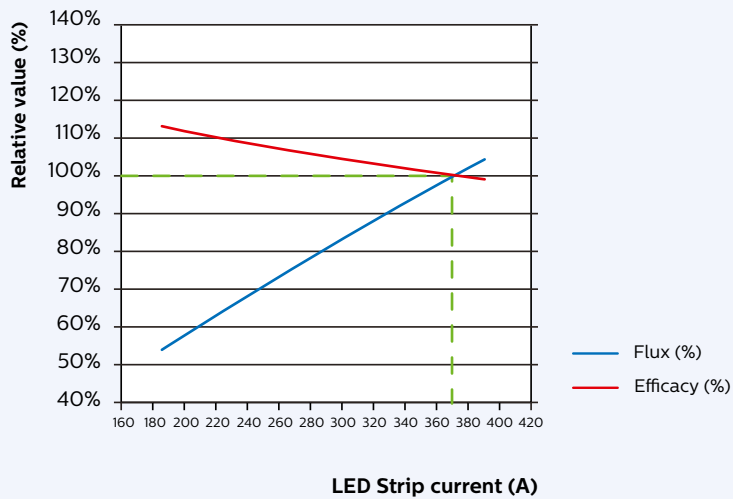
Application information

IP rating	No IP rating
Overheating protection	No protection
Luminaire class	IEC Class I or Class II

Warranted number of full thermal product cycles at which the survival rate of the population $\geq 90\%$, at 25 °C ambient temperature.

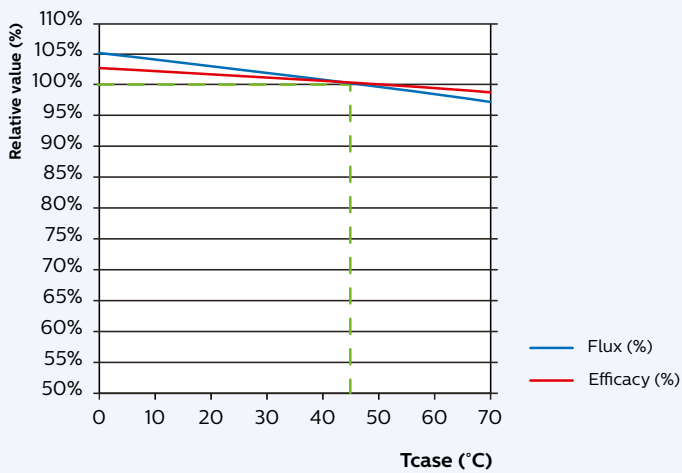
Case temperature Tc [°C]	Amount of cycles
35	>30,000
40	>30,000
45	>30,000
50	>30,000
55	>30,000
60	>30,000
65	>30,000
70	27,000
75	20,000
80	15,000
85	
90	
95	

Tuning information



Flux and efficacy versus current

	I [A]	Flux [%]	Efficacy [%]
I-life	390	104%	99%
	380	102%	99%
(I-nom)	370	100%	100%
	360	98%	101%
	330	91%	102%
	300	83%	104%
	270	76%	106%
	240	68%	109%
	210	61%	111%
(I-nom x 50%)	185	54%	113%

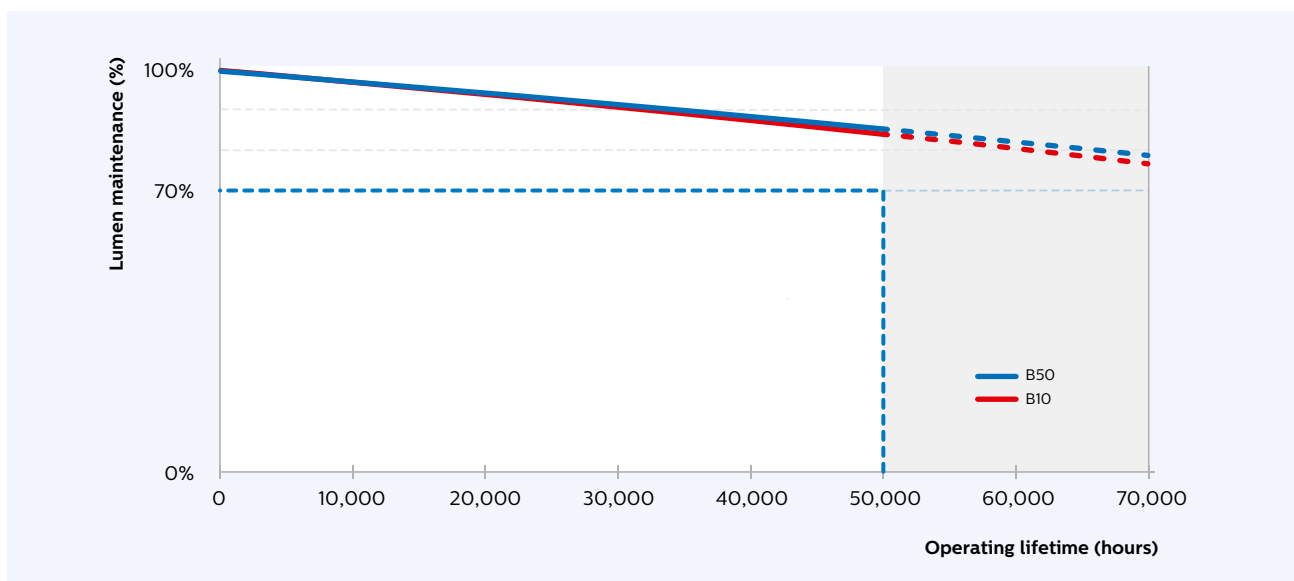


Flux and efficacy versus temperature at Tc

	Tc [°C]	Flux [%]	Efficacy [%]
(Tc-life)	70	96%	98%
	65	97%	98%
	60	98%	99%
	55	99%	99%
	50	99%	100%
(Tc-nom)	45	100%	100%
	40	101%	100%
	35	101%	101%
	30	102%	101%
	25	103%	101%
	20	103%	102%
	15	104%	102%
	10	104%	102%
	5	105%	103%
	0	105%	103%

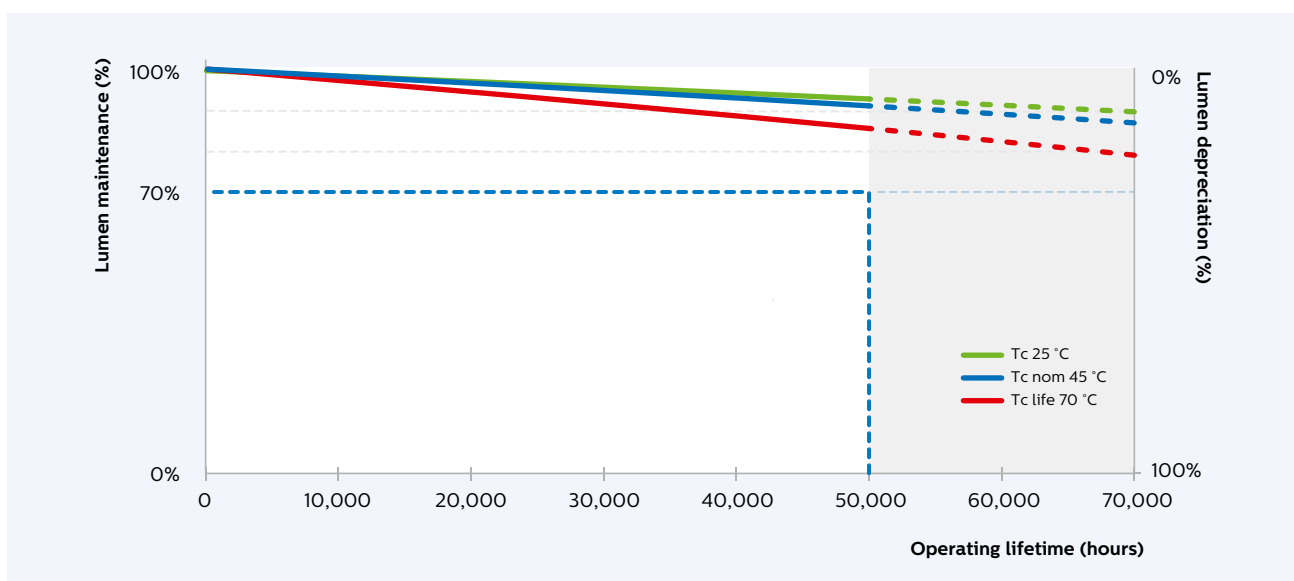
Lumen maintenance

Lumen maintenance at I life and Tc life conditions



Lumen depreciation as a function of operating hours for I-life and Tc-life.

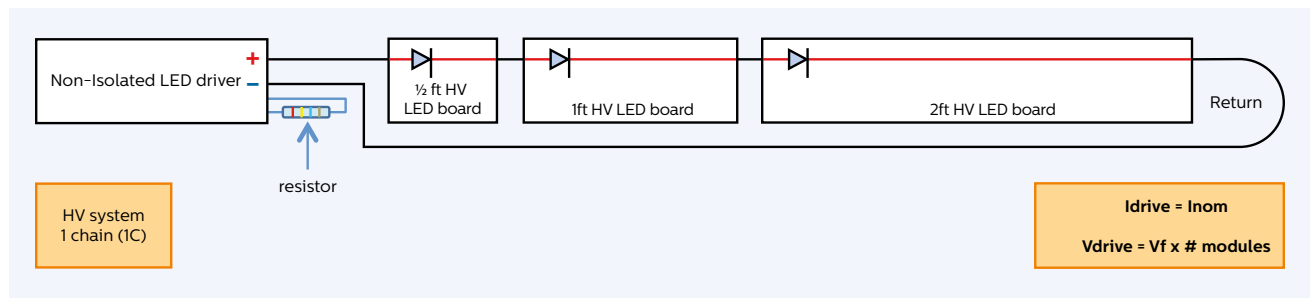
Lumen maintenance (B50) at current I life



Lumen depreciation as a function of operating hours at different Tc values and I-life.

Wiring schematic

Examples





© 2015 Koninklijke Philips N.V. All rights reserved. Philips reserves the right to make changes in specifications and/or to discontinue any product at any time without notice or obligation and will not be liable for any consequences resulting from the use of this publication.

www.philips.com/technology
www.philips.com/fortimo
www.philips.com/xitanium

10/2015
Data subject to change