

CL

CoolLED LED Drivers



CoolLED

CLK Switchable Kompact

Up to 33W

350/700mA, 500/1000mA & 700/1050mA

CoolLED drivers provide a high performance solution for powering LEDs from a mains supply.

The power factor corrected, class II driver has fully isolated, SELV output delivering up to 33W of power.

CoolLED Kompact Switchable Drivers have all the features of the CoolLED range with the added benefit of a reduced footprint. An added feature is that the driver is controlled by a switch, accessible during installation, that allows users to select between full and half rated output current.

All CoolLED Drivers have a high efficiency design, which ensures cool operation and long life. The compact enclosure is available in Integral (B), Hybrid (AB) and Remote Mount (C) versions. Remote types have cable clamps.

CoolLED Drivers are open and short-circuit protected and have self resetting over temperature trip.



Key Facts

- 220-240 Input Voltage
- Power factor corrected (0.98)
- Constant current output
- Self resetting thermal trip
- Double insulated (Class II)
- Surge protection up to 4kV
- Up to 88% efficient
- SELV isolation 3kV
- Hot Plug protection

Wiring diagram



*All information is subject to change at our discretion

** For custom variants please consult a sales representative

www.HarvardEng.com

Harvard Engineering Ltd, Tyler Close, Normanton, Wakefield, WF6 1RL, UK

Tel: +44 (0)113 383 1000 Fax: +44(0)113 383 1010

CLK: CLKs: P1/4 V1 LS

Technical specification

Mains input voltage	220 to 240V ac rms Nominal
DC input voltage	190V - 245V
Mains frequency	0/50/60Hz*
Mains surge protection	4kV common-mode 2kV differential
Input-output isolation	3.75kV ac rms
Humidity	95% max non-condensing
Thermal trip	110°C - internal self-resetting
Ambient temperature range	-25 °C to 50 °C
Maximum Tc temperature	80 °C
Terminal blocks	Rising clamp 5mm Pitch
Enclosure	White polycarbonate UL94-V0 rated
Wire size	0.5mm to 1.5mm ²

Variants

Part number	Current	LED String Voltage	Current ripple @ full load	Output power range	Power factor at full load	Efficiency at full load
CLK700S-240-B/C/AB**	350mA & 700mA ±5%	9V to 48V	48V output = 7.5%	350mA = 3.15 - 17W 700mA = 6.3 - 33W	0.98 Typical	88% typical
CLK1000S-240-B/C/AB**	500mA & 1000mA ±8%	9V to 48V (33V at 1000mA)	33V output = 14.5%	500mA = 4.5 - 24W 1000mA = 9 - 33W	0.98 Typical	88% typical
CLK1050S2-240-B/C	700mA & 1050mA ±8%	9V to 48V (31V at 1050mA)	31V output = 14.5%	700mA = 6.3 - 33W 1050mA = 9.45 - 33W	0.98 Typical	88% typical

* Drivers are suitable for DC & AC operation at 0/50/60 Hz and compliant to EN50172 and EN 60598-2-22.

However, the luminaire manufacturer needs to check if the luminaire would be compliant with the 'high risk task lighting' requirements based on the LED load used in the luminaire and the battery backup system.

** AB Hybrid version is conformal coated and the part code will end AB-CC.

CL

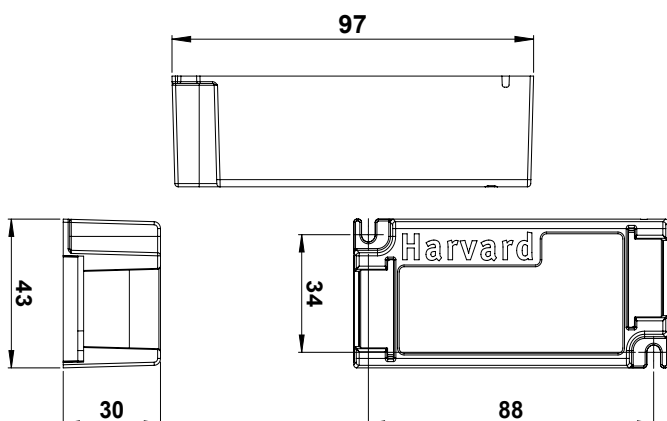
CoolLED LED Drivers



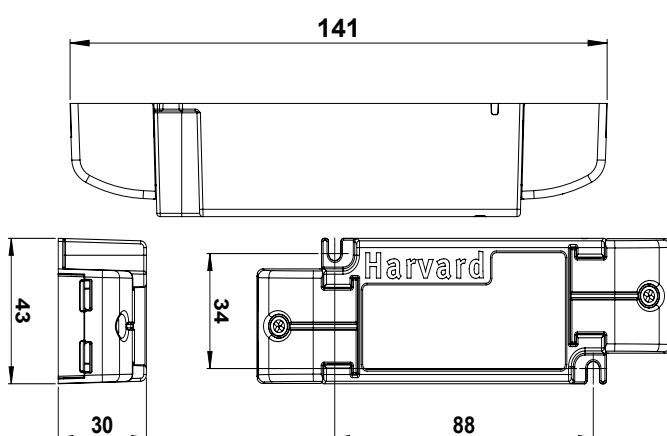
CoolLED

Dimensions

B & AB Style



C Style



Case Style	Dimensions	Weight	Box Quantity
AB - Hybrid	97mm x 43mm x 30mm	122g	55
B - Integral	97mm x 43mm x 30mm	75g	55
C - Remote	141mm x 43mm x 30mm	95g	55

Tolerance: + or - 0.3mm

Compliance

Approval	Standards
ENEC	EN 61347-2-13, EN 6100-3-2, EN 6100-3-3, EN 61547, EN 55015 & EN 62384

*All information is subject to change at our discretion

** For custom variants please consult a sales representative

www.HarvardEng.com

Harvard Engineering Ltd, Tyler Close, Normanton, Wakefield, WF6 1RL, UK

Tel: +44 (0)113 383 1000 Fax: +44(0)113 383 1010

CLK: CLKs: P3/4 V1 LS

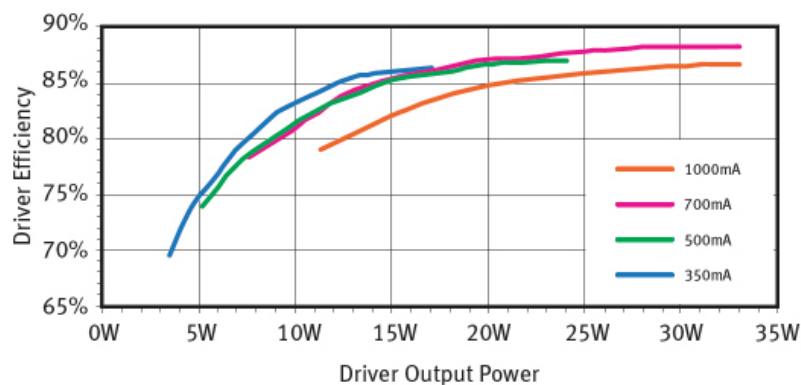
CL

CoolLED LED Drivers



CoolLED

Driver Efficiency Characteristic at 230V



Power Factor Vs Output Power

